



Border Force

BORDER FORCE

Home Office / International Transporters Association Bulgaria

The UK Clandestine Civil Penalty Regime, its aims,
objectives and operation

Neil Gretton - Border Force

Senior Officer - Clandestine Entrant Civil Penalties team

Ben Spittles – Border, Immigration and Citizenship Policy

Head of Carrier Policy



**SECURED
CHECKED
ACCREDITED**



**CIVIL
PENALTY
ACCREDITATION**

Border Force

- Border Force is a law enforcement command within the Home Office.
- We secure the UK border by carrying out immigration and customs controls for people and goods entering the UK.

In 2019/20

- Over 14,000 drug seizures – including 3700KG of cocaine and 2200Kg of heroin.
- Over 2500 firearms seized
- Over 15,000 offensive weapons seized



The Context

- Clandestine illegal entry continue to be a significant threat to the UK
- Over 7,000 incidents were handled at controls in France alone last year
- This is almost 10,000 migrant attempts
- Alongside 1700 migrant detections within the UK
- Civil Penalty regime a key tool to counter the risk
- It targets complacent drivers rather than the organised attempts facilitated by criminal networks
- We recognise there is a shared responsibility between government and the haulage sector to minimise the threat and encourage opportunities like this to build partnerships within the industry

The Context

Four people smugglers who killed 39 Vietnamese migrants found dead in the back of a lorry in Essex are jailed for 78 years in total




More than 5,000 migrants reach UK by small boat in 2020



UK Support



Migrant tactics continue to evolve



Clandestine Entrants Civil Penalties Team (CECPT)

- Civil penalty schemes were introduced to encourage hauliers and drivers to comply with immigration rules and laws.
- These laws require drivers and hauliers to adequately secure their commercial loads, so that migrants cannot gain access and enter through UK clandestinely.
- The aim of the schemes is to encourage compliance and act as a deterrent.



Code of practice

ГРАЖДАНСКИ НАКАЗАТЕЛЕН КОДЕКС ПРЕДОТВРАТЯВАНЕ НА НЕЗАКОННО ВЛИЗАЩИ: ПРАВИЛНИК

Правилникът е създаден в съответствие с параграф 33 на Закона за Имиграцията и Правото на Убежище от 1999 година

[Civil penalty code of practice: prevention of clandestine entrants - GOV.UK \(www.gov.uk\)](http://www.gov.uk)



This is about security

Plan Ahead - Plan your route before you start your journey, avoid taking the same routes and stops for breaks, arrange a procedure with your company for authorising changes to interim or final destinations

Be Secure - Always secure your vehicle, when you leave it lock it & set alarms, always take your keys with you, while driving, lock the trailer load doors, lock your cab when unloading or loading, ensure your fuel tank is tamper proof

Park Safely - Before you start, plan where you are going to park and take your breaks, consider secure overnight parking, if possible park where you can see your vehicle, park with loading doors close to another vehicle or wall, when you return to the vehicle, check for any signs of interference

Be Aware - Never pick up passengers you don't know, don't leave personal property on view, avoid talking about loads or routes, use legitimate sources for buying road fuel, take all proper steps to protect documentation such as shipping orders

The 10 Steps



Follow these 10 steps to avoid a civil penalty

Before you start your journey

- 1 Obtain written instructions on vehicle security, and a checklist, from your employer.
- 2 Watch the vehicle being loaded to ensure no unauthorised individuals enter the vehicle.
- 3 Check the fabric of the vehicle (bodywork, canvas) and note any damage on the checklist.

Immediately after loading

- 4
 - For hard-sided vehicles:
Lock the integral doors and secure with a padlock.
 - For soft-sided vehicles:
Lock the integral doors and secure with a padlock.
Apply a good quality tilt cord, secured with a robust padlock or a unique seal. Note the seal number on the checklist.
- 5 Check the panniers and secure with locks where possible. Also check the wind deflector and axles.

After every stop during your journey

- 6 Check the fabric, roof and security of the vehicle:
 - Physically pull the security devices to check they are intact.
 - Check the panniers, wind deflector and axles.
 - Check – is there any damage?
 - Check – have the security devices been tampered with?
- 7 If there is evidence of damage, tampering or unauthorised access, check the load and load-space, and re-apply security devices.

Before you enter the United Kingdom control zone

- 8 Repeat steps 6-7.
- 9 If it was not possible to secure your vehicle, conduct a thorough manual check of the load and load space.
- 10 Record the checks made on your checklist – at loading, after every stop and before entering the United Kingdom control zone.




Checklist

КОНТРОЛЕН ЛИСТ ЗА СИГУРНОСТТА НА ПРЕВОЗНОТО СРЕДСТВО					
Име на компанията:			Регистрационен номер на превозното средство:		
Натоварено:			Регистрационен номер на ремаркетото:		
на (дата):					
Проверка	След натоварване:	1во натоварване:	2ро натоварване:	ФИНАЛНА ПРОВЕРКА 3	Допълнителна проверка, ако има време, между проверката от 3-то лице и натоварването > 15 мин
Превозно средство/Ремарке вътрешна част	Да Не	Да Не	Да Не	Да Не	Да Не
Шнуровете и покрива проверени за повреда	Да Не	Да Не	Да Не	Да Не	Да Не
Външните отделения проверени	Да Не	Да Не	Да Не	Да Не	Да Не
Превозното средство е проверено отдолу	Да Не	Да Не	Да Не	Да Не	Да Не
TIR шнуровете са стегнати, на мястото си и проверени 1	Да Не	Да Не	Да Не	Да Не	Да Не
Пломба на място и проверена 2	Да Не	Да Не	Да Не	Да Не	Да Не
Катинар на място и проверен 2	Да Не	Да Не	Да Не	Да Не	Да Не
Пломба/Катинар номер					
'Проверка от 3то лице (например други упълномощени)				Да Не	
Проверка на кабината				Да Не	Да Не
Време проверено					
Местоположение на чека					
Подпис на шофьора					





Security Video



Border Force

Preventing Theft and Border Crime


Important information for drivers on how to prevent road crime, illegal immigration and smuggling



CIVIL
PENALTY
ACCREDITATION





Communications

 Border Force

Preventing Theft and Border Crime

Important information for drivers on how to prevent road crime, illegal immigration and smuggling



 CIVIL PENALTY ACCREDITATION

 Border Force 

You must secure your vehicle when entering the UK



- Lock the cab and trailer doors
- Secure using padlocks
- Check for any signs of tampering
- Report any concerns to the police

Failure to secure your vehicle could result in a civil penalty of up to £2,000 per person if migrants are found hidden in your vehicle.

Find out about the Border Force Civil Penalty Accreditation Scheme

Visit [.GOV.UK](https://www.gov.uk) and search 'Civil Penalty Accreditation Scheme' for more information about how you and the company you work for can reduce the risks of fines.

 CIVIL PENALTY ACCREDITATION

 Border Force 

You may be fined up to £2,000 per person if you are found to have people hidden in your vehicle when entering the UK.



Road transport companies and their drivers must secure vehicles coming into the UK to prevent people illegally avoiding border controls.

Reduce the risk of fines by joining the Border Force Civil Penalty Accreditation Scheme.

To qualify, hauliers must have an effective security system for vehicles, provide training to staff and ensure relevant checks are made and recorded.

Visit [.GOV.UK](https://www.gov.uk) and search 'Civil Penalty Accreditation Scheme' for more information.

 CIVIL PENALTY ACCREDITATION



Civil Penalty Accreditation Scheme Application Form Заявление за кандидатстване по Схема за акредитация на граждански наказания

To help us evaluate the system you have in place please complete this form as fully as possible, giving explanations where necessary.
За да ни помогнете да оценим изготвената от Вас система, моля, попълнете това заявление възможно най-подробно, като предоставите обяснения, където е необходимо.

Where possible, this form should be submitted in English.
При възможност, това заявление трябва да бъде подадено на английски език.

If submitting this form on behalf of another party, please ensure that you attach our consent form.
Ако подавате заявлението от името на друг, моля, уверете се, че сте приложили нашия формуляр за съгласие.

Company Компания

Name of company Наименование на компанията	
Name of owner Име на собственика	
Full registered address of company Пълен адрес на регистрация на компанията	
Operating address (if different) Работен адрес (ако е различен)	
Telephone number of company Телефонен номер на компанията	
e-mail address of company	

Съгласно законодателството за граждански наказания, може да се наложи автомобилните превозвачи да заплатят глоби, ако превозват нелегални лица в Обединеното кралство със своите превозни средства. Нелегално лице е лице, което се укрива в превозно средство, влизащо в Обединеното кралство, с цел избягване на имиграционния контрол.

Собствениците на превозни средства, наемателите и водачите могат да бъдат глобени до £2 000 за всяко нелегално лице, което превозват.

Схемата за акредитация на граждански наказания е създадена, за да намали риска от получаване на глоби, като гарантира, че компаниите разполагат с ефективни системи за намаляване на броя на нелегалните лица.

Ако сте член на схемата и нелегални лица бъдат открити във Вашите превозни средства, компанията Ви няма да бъде глобена като собственик или наемател на автомобила, стига да работите в съответствие със схемата.



IT IS FREE TO APPLY

The scheme is open to road haulage companies of any size or nationality operating between Continental Europe and the United Kingdom.

VEHICLE SECURITY CHECKLIST					
Company name:			Vehicle number:		
Loaded at:			Trailer number:		
On (date):					
Check	After loading Date:	1st Stop Date:	2nd Stop Date:	FINAL CHECK (3)	Extra check if time between 3rd party check + embarkation >15 min.
TIR cord tight and in place and checked (1)	Yes No	Yes No	Yes No	Yes No	Yes No
Padlock in place and checked (2)	Yes No	Yes No	Yes No	Yes No	Yes No
Seal/Padlock number					
Seal in place and checked (2)	Yes No	Yes No	Yes No	Yes No	Yes No
Vehicle/Trailer inside	Yes No	Yes No	Yes No	Yes No	Yes No
Tilts and roof checked for damage	Yes No	Yes No	Yes No	Yes No	Yes No
External compartments checked	Yes No	Yes No	Yes No	Yes No	Yes No
Below vehicle checked	Yes No	Yes No	Yes No	Yes No	Yes No
3rd party check (e.g CO2, PMMW)				Yes No	
Cabin-Check				Yes No	Yes No
Time checked					
Driver's signature					

SECURE

CHECK

RECORD

- The TIR Security Cord should be checked physically for evidence of tampering. In particular for signs that it has been cut and repaired.
- Seals and padlocks should be checked physically to ensure they have not been cut or broken and repaired. If a padlock is difficult to open or close this may suggest it has been tampered with.
- If travelling through Calais, Coquelles or Dunkirk, the final check should be carried out before entering the UK Control Zone. If using another port the final check should take place immediately before boarding the ferry.

REMEMBER YOUR VEHICLE CHECKS

SECURE

CHECK

RECORD

REPORT ANYTHING SUSPICIOUS TO
 Immigration Enforcement Helpline: 0300 123 7000
 or Crimestoppers: 0800 555111

FOR MORE INFORMATION ON SECURING YOUR VEHICLE VISIT
www.gov.uk/secure-your-vehicle-to-help-stop-illegal-immigration
<https://www.gov.uk/report-immigration-offence>

JOIN THE CIVIL PENALTY ACCREDITATION SCHEME TODAY

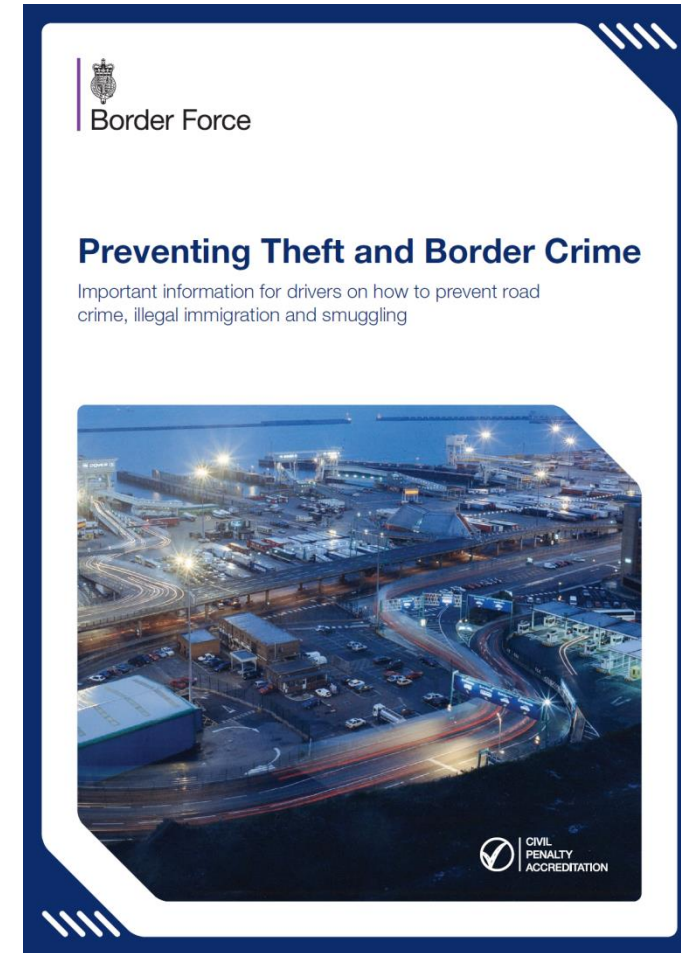
How you can help?

REPORT ANYTHING SUSPICIOUS TO:

**Immigration Enforcement
Hotline 0300 123 7000 or**

Crimestoppers 0800 555111

[Report an immigration crime -
GOV.UK](#)



How you can help?

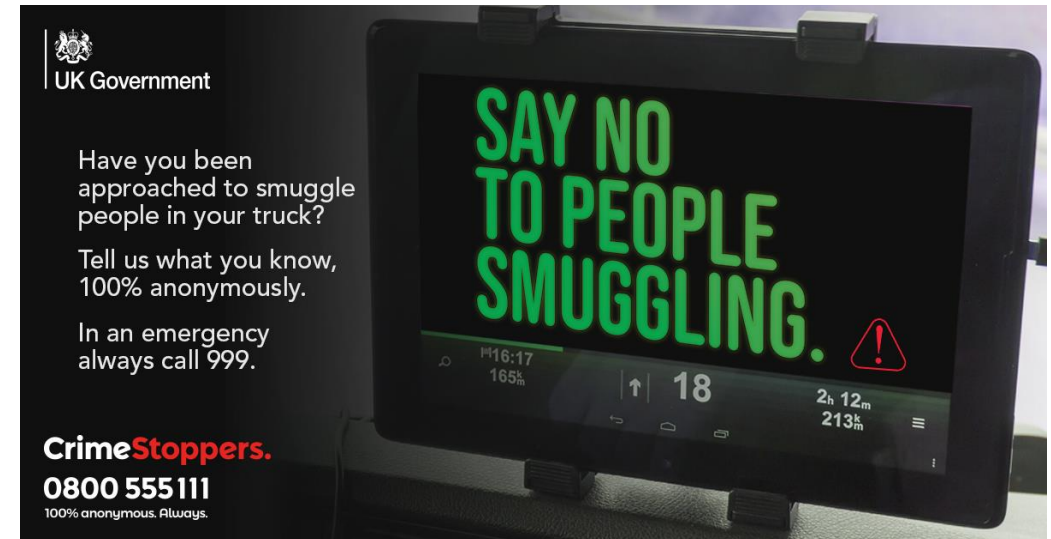
Crime Stoppers Campaign

On 8 February, UK charity Crimestoppers in partnership with the Home Office and National Crime Agency, launched a UK-wide campaign to crack down on people smuggling.

The campaign will run for 10 weeks with materials displayed in service stations, washrooms, and ports supported by targeted radio and online digital adverts.

Next steps...

The campaign creatives will be adapted for an EU audience, and made available to for download. Please sign-up to be contacted about this campaign – details on the next slide.



UK Government

Have you been approached to smuggle people in your truck?

Tell us what you know, 100% anonymously.

In an emergency always call 999.

CrimeStoppers.
0800 555 111
100% anonymous. Always.



UK Government

PEOPLE DIE HIDING IN TRUCKS.

If you see anything suspicious, report it before it's too late.

Call 101 to report it. In an emergency call 999.

CrimeStoppers.
0800 555 111
100% anonymous. Always.

How you can help?

Inform future communications

We are committed to ensuring we provide you with relevant and useful communications material that supports drivers and managers with keeping their vehicle secure and preventing illegal migration.

If you are a Haulier Manager or Driver....

To be kept up to date about current and future campaigns, and to provide your feedback on the communications materials you'd find helpful:

Please email portinformation@homeoffice.gov.uk to be added to our haulier mailing list

Information

WEBSITE

<https://www.gov.uk/secure-your-vehicle-to-help-stop-illegal-immigration>

CONTACT US

BF.CECPT@homeoffice.gov.uk

CHECKLISTS

[Vehicle security checklist - Publications - GOV.UK](#)

10 STEPS -

https://www.gov.uk/government/uploads/system/uploads/attachment_data/file/342665/10_steps_to_avoid_a_penalty.pdf



**THANK YOU &
ANY QUESTIONS?**

